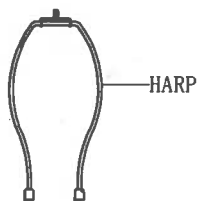
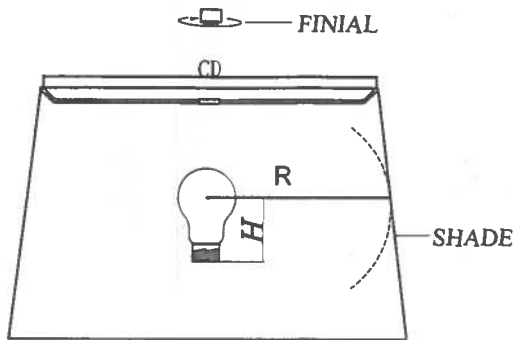


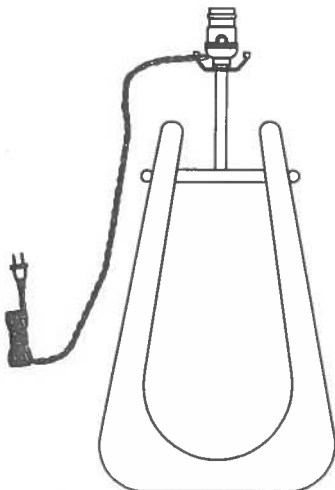
REVELATION

by UTTERMOST

ASSEMBLY INSTRUCTIONS



150W 3-WAY, TYPE A
(NOT INCLUDED)



Assembly Instruction

STYLE NO.: R30267

1. Take the parts carefully out of the carton, and place them on a flat surface, make sure that the parts will not be damaged.
2. Attach the harp onto the saddle.
3. Place the finial disc and the shade onto the harp, then screw the finial clockwise onto the harp until the shade is secured.

CAUTION: IN ACCORDANCE WITH THE UL REGULATION, THE SHADE SHOULD BE OPEN TOP & OPEN BOTTOM AND "CD" IS BIGGER THAN OR EQUALS TO $4\frac{1}{2}$ ", "R" IS NOT SMALLER THAN $4\frac{3}{4}$ " OR MAY CAUSE FIRE. "H" IS $3\frac{1}{4}$ ".

To clean, wipe with soft dry cloth.

NOTE: THE DRAWING OF THE LAMP BODY IS FOR REFERENCE ONLY.